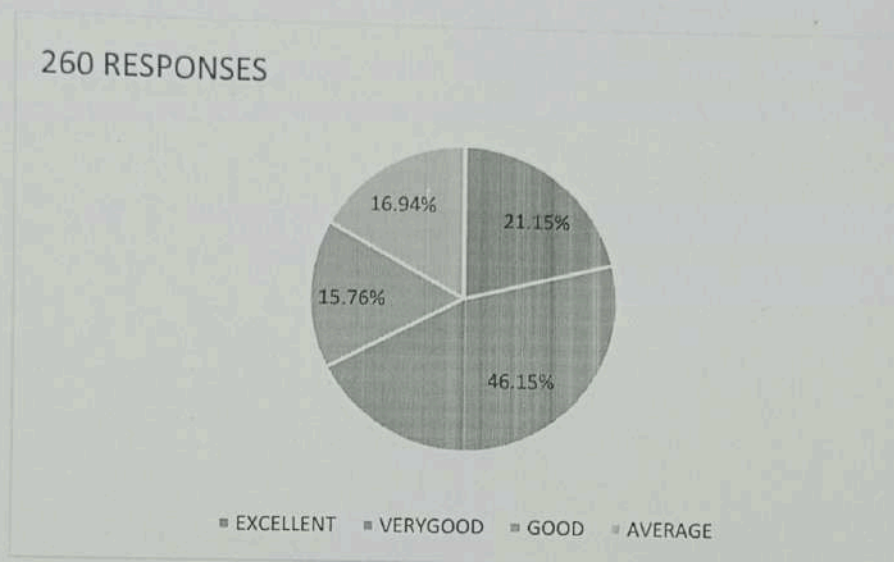


**GOVT. COLLEGE SARONA (SALHEBHATA)
U. BASTAR KANKER (C.G.)**

**STUDENT'S FEEDBACK ANALYSIS ON
CURRICULAR ASPECTS
2022-23**

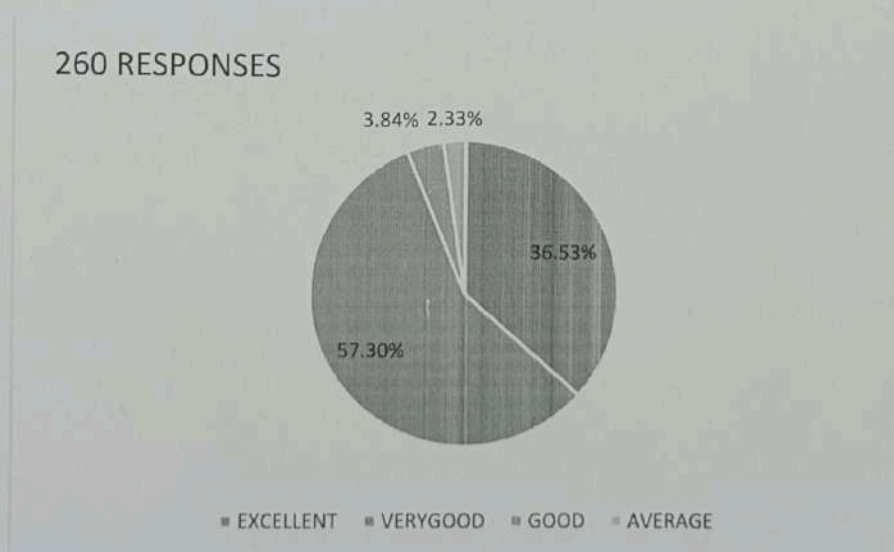
Que.01 How is the educational system of the college?

RESPONSES	EXCELLENT	VERYGOOD	GOOD	AVERAGE	TOTAL
NO.	55	120	41	44	260
PERCENTAGE	21.15%	46.15%	15.76%	16.94%	100%



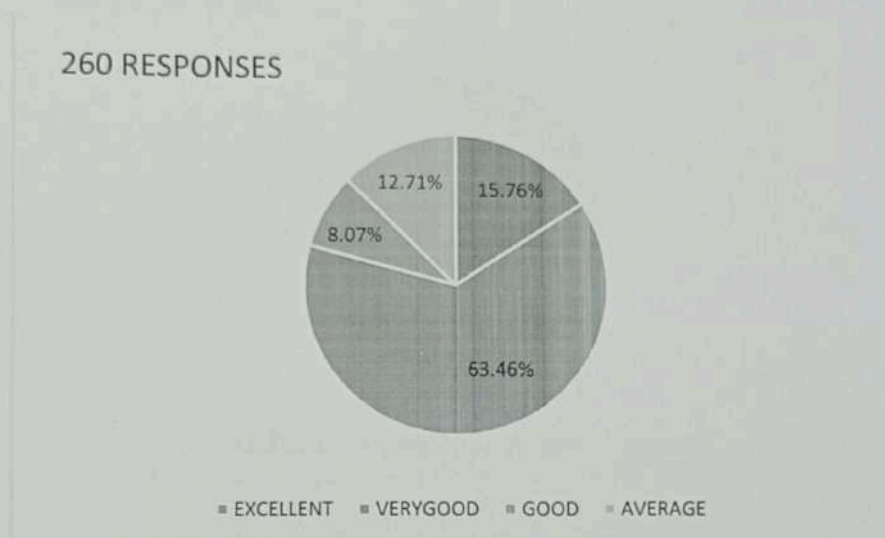
Que.02 How is the guidance given by the teachers?

RESPONSES	EXCELLENT	VERYGOOD	GOOD	AVERAGE	TOTAL
NO.	95	149	10	6	260
PERCENTAGE	36.53%	57.30%	3.84%	2.33%	100%



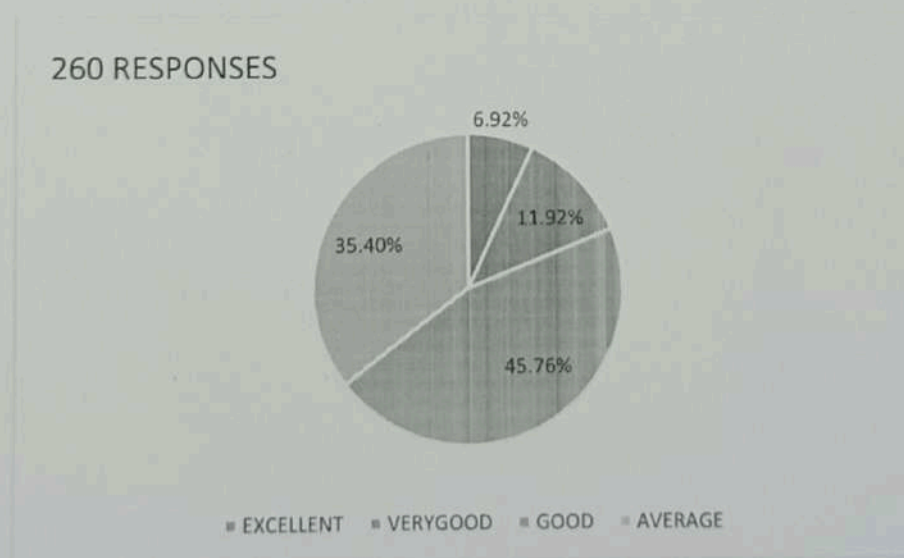
Que. 03 How was the cooperation of the teachers in and outside the classroom?

RESPONSES	EXCELLENT	VERYGOOD	GOOD	AVERAGE	TOTAL
NO.	41	165	21	33	260
PERCENTAGE	15.76%	63.46%	8.07%	12.71%	100%



Que. 04 How is the library arrangement in the college?

RESPONSES	EXCELLENT	VERYGOOD	GOOD	AVERAGE	TOTAL
NO.	18	31	119	92	260
PERCENTAGE	6.92%	11.92%	45.76%	35.40%	100%



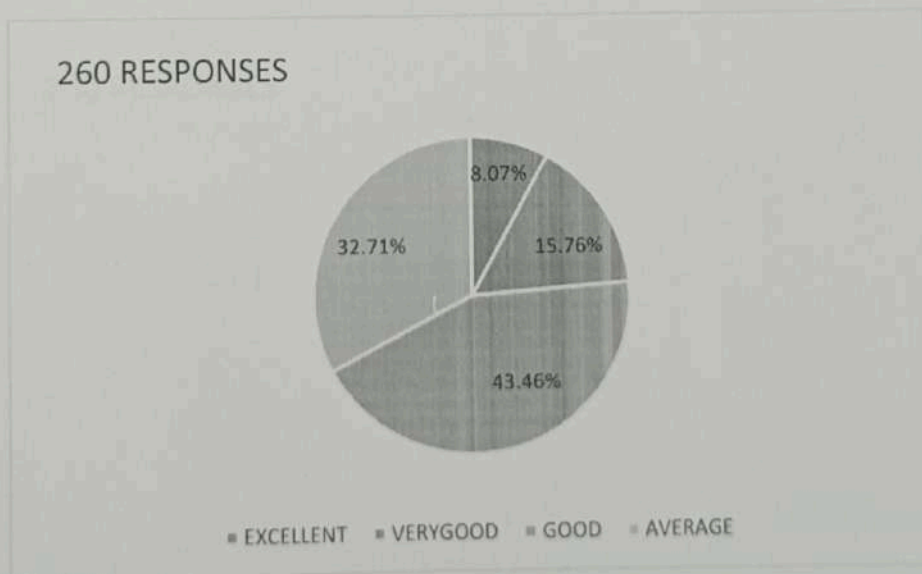
Que. 05 How is the drinking water system in the college?

RESPONSES	EXCELLENT	VERYGOOD	GOOD	AVERAGE	TOTAL
NO.	17	31	115	97	260
PERCENTAGE	6.53%	11.92%	44.23%	37.32%	100%



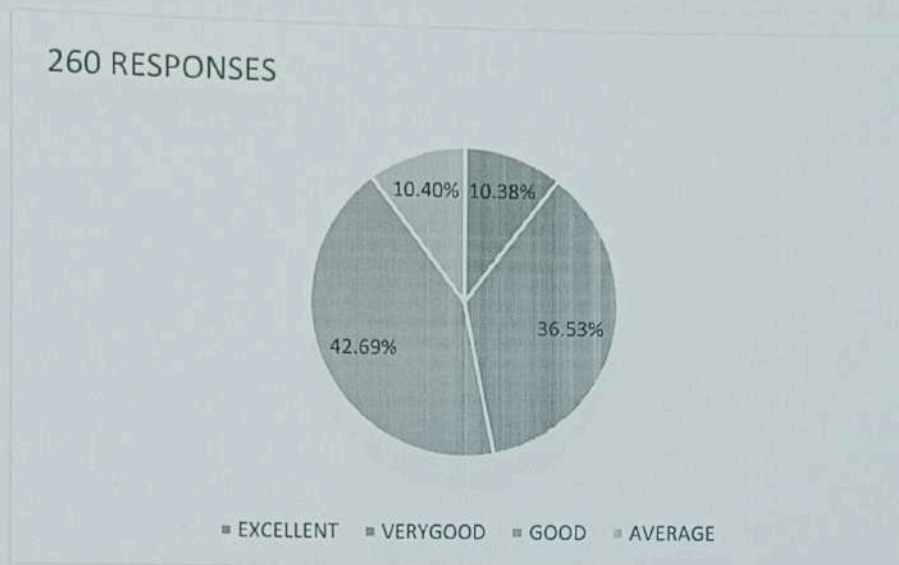
Que. 06 How is the laboratory facilities in the college?

RESPONSES	EXCELLENT	VERYGOOD	GOOD	AVERAGE	TOTAL
NO.	21	41	113	85	260
PERCENTAGE	8.07%	15.76%	43.46%	32.71%	100%



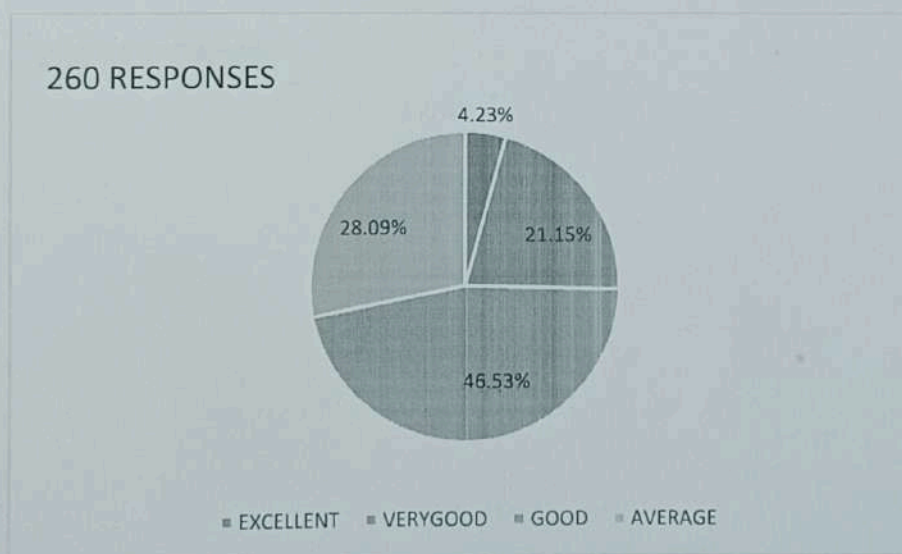
Que. 07 How is the administration of the college?

RESPONSES	EXCELLENT	VERYGOOD	GOOD	AVERAGE	TOTAL
NO.	27	95	111	27	260
PERCENTAGE	10.38%	36.53%	42.69%	10.40%	100%



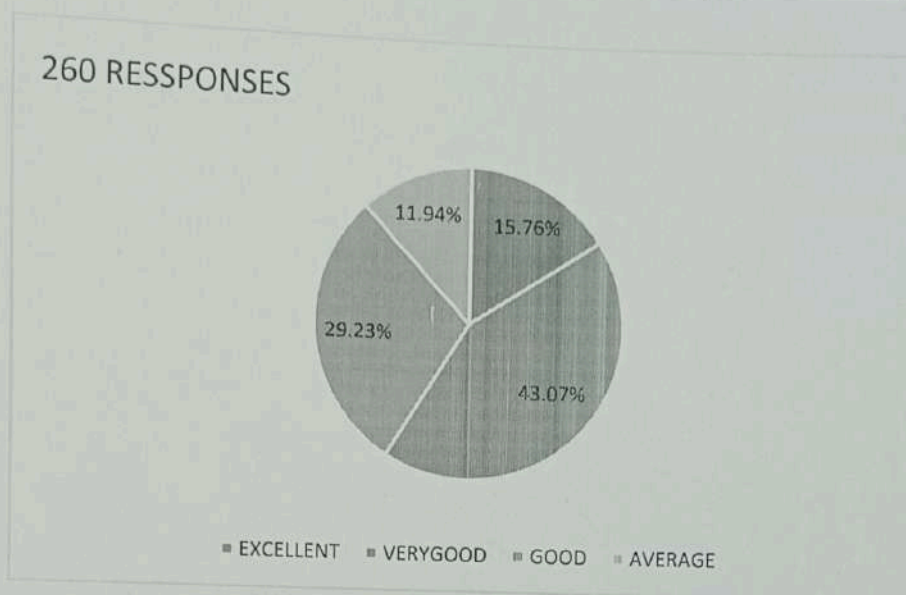
Que. 08 How Is the toilet arrangement in the college?

RESPONSES	EXCELLENT	VERYGOOD	GOOD	AVERAGE	TOTAL
NO.	11	55	121	73	260
PERCENTAGE	4.23%	21.15%	46.53%	28.09%	100%



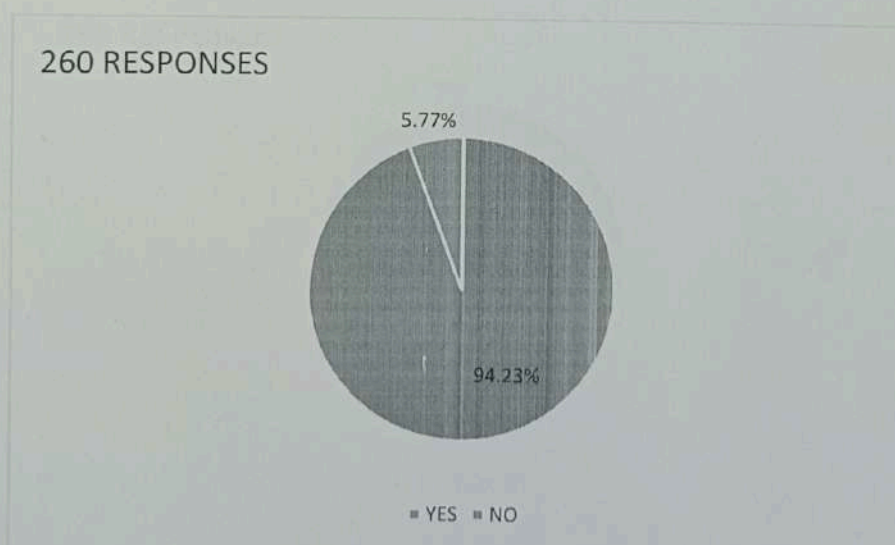
Que. 09 How are the sports and cultural activities in the college?

RESPONSES	EXCELLENT	VERYGOOD	GOOD	AVERAGE	TOTAL
NO.	41	112	76	31	260
PERCENTAGE	15.76%	43.07%	29.23%	11.94%	100%



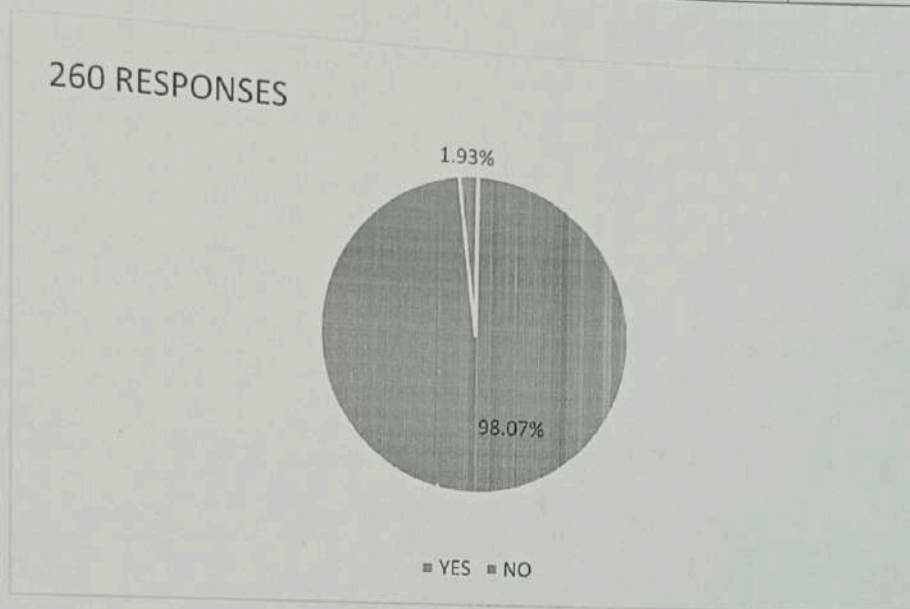
Que. 10 Is the curriculum completed on time?

RESPONSES	YES	NO	TOTAL
NO.	245	15	260
PERCENTAGE	94.23%	5.77%	100%



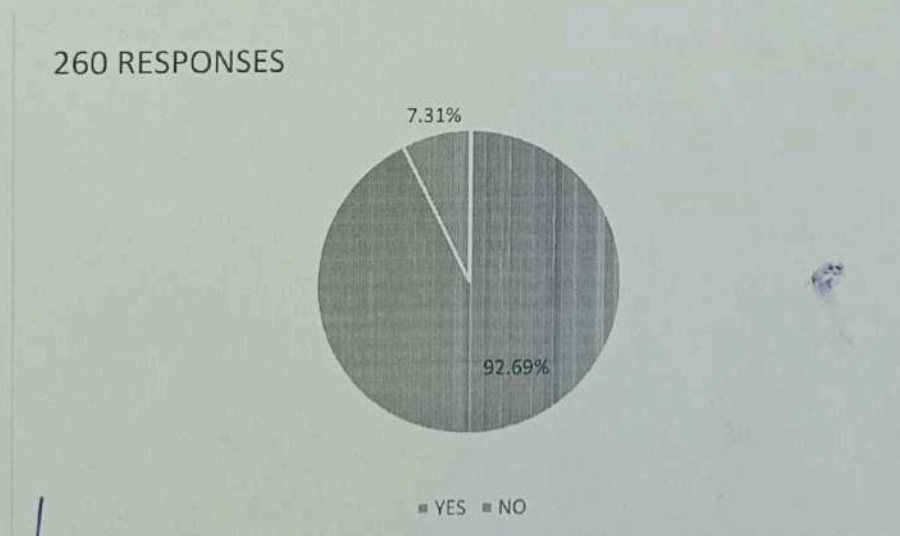
Que. 11 Does teacher provide additional information from the curriculum?

RESPONSES	YES	NO	TOTAL
NO.	255	05	260
PERCENTAGE	98.07%	1.93%	100%



Que.12 Is there internet facility in the college

RESPONSES	YES	NO	TOTAL
NO.	241	19	260
PERCENTAGE	92.69%	7.31%	100%



M.K.I.

IQAC Incharge

Govt. College Sarona (Salhebhata)
Distt. Uttar Bastar Kanker (C.G.)

[Signature]

Principal

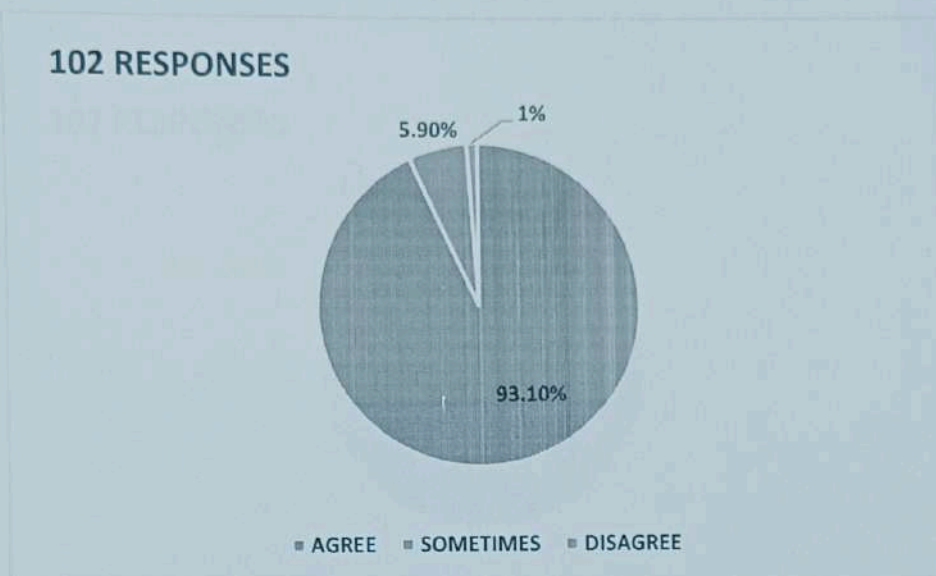
Govt. College Sarona (Salhebhata)
Distt. Uttar Bastar Kanker (C.G.)

**GOVT. COLLEGE SARONA (SALHEBHATA)
U. BASTAR KANKER (C.G.)**

**ALUMNI FEEDBACK ANALYSIS
SESSION 2022-23**

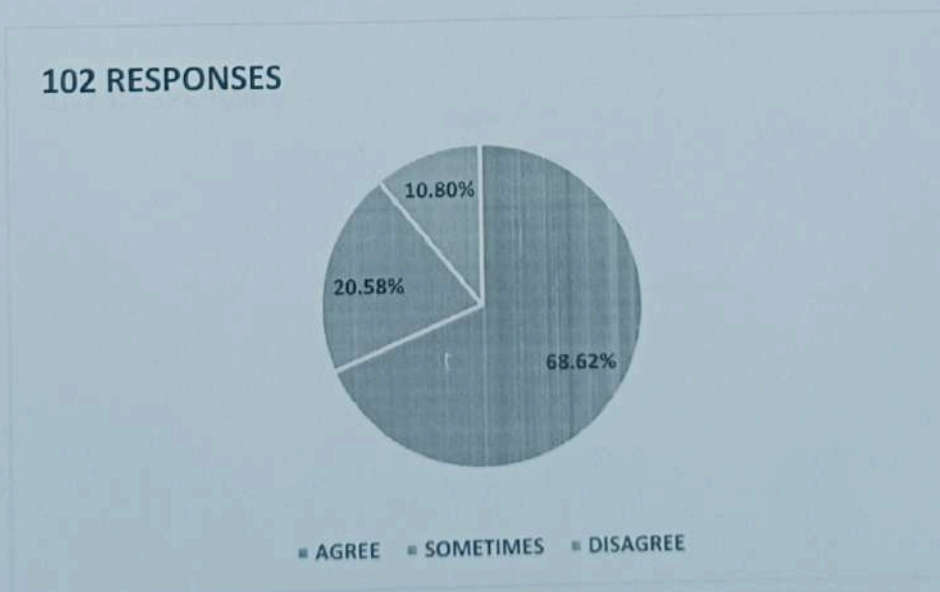
Que. 01 Part of govt. college saron a feel proud to be?

RESPONSES	AGREE	SOMETIMES	DISAGREE	TOTAL
NO.	95	6	1	102
PERCENTAGE	93.10%	5.90%	1%	100%



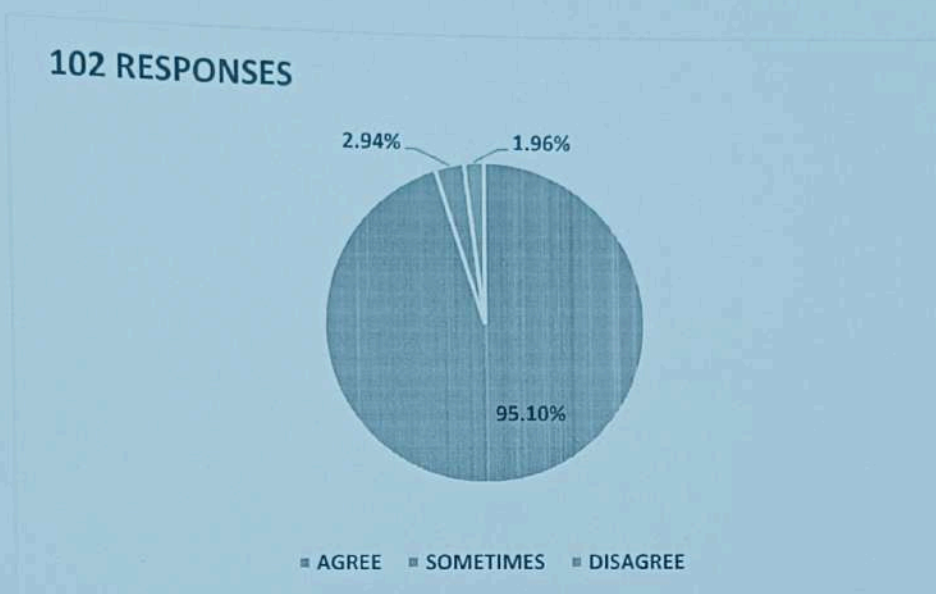
Que. 02 Are you in touch with the college?

RESPONSES	AGREE	SOMETIMES	DISAGREE	TOTAL
NO.	70	21	11	102
PERCENTAGE	68.62%	20.58%	10.80%	100%



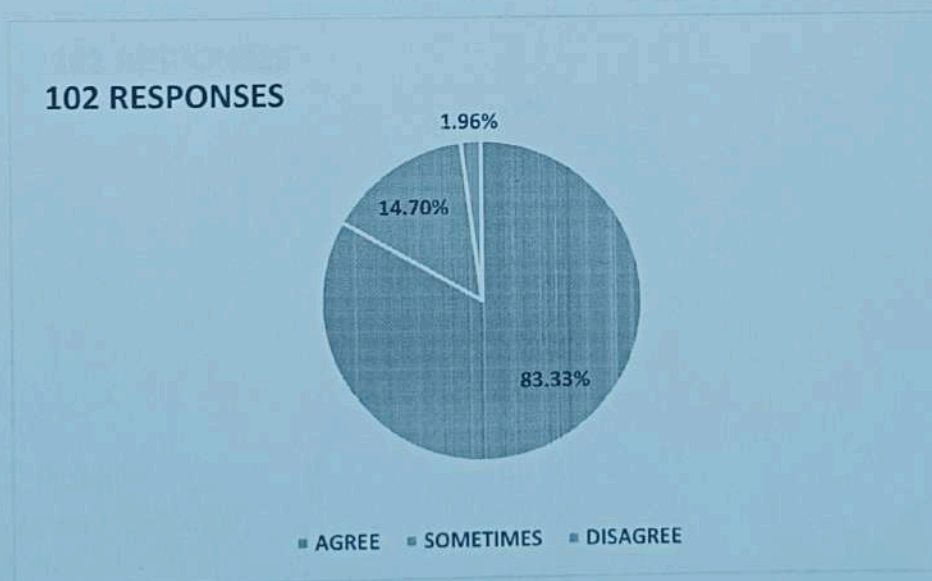
Que. 03 Are various program organized for the development of the college?

RESPONSES	AGREE	SOMETIMES	DISAGREE	TOTAL
NO.	97	3	2	102
PERCENTAGE	95.10%	2.94%	1.96%	100%



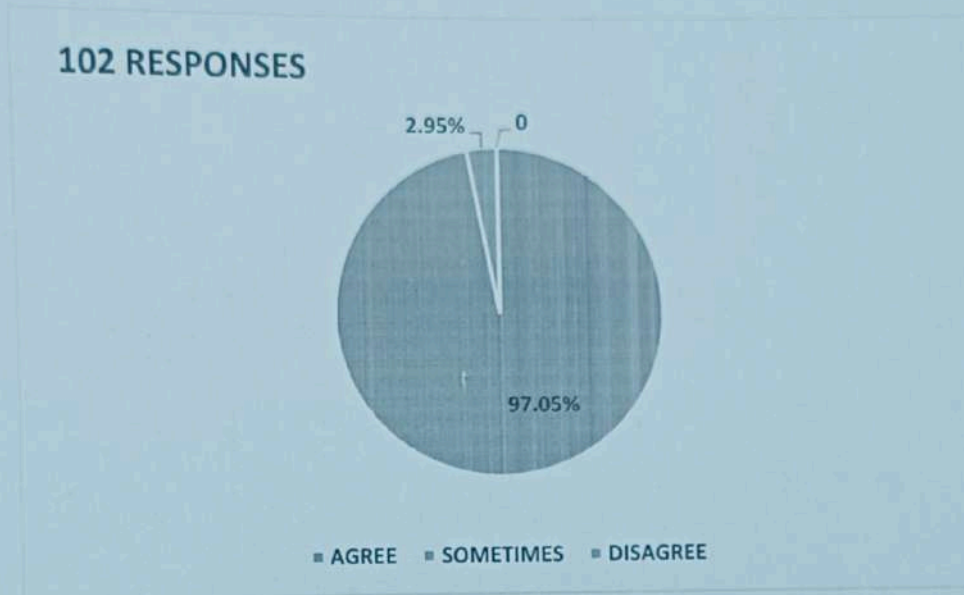
Que. 04 Does the college resolve complaints properly?

RESPONSES	AGREE	SOMETIMES	DISAGREE	TOTAL
NO.	85	15	2	102
PERCENTAGE	83.33%	14.70%	1.96%	100%



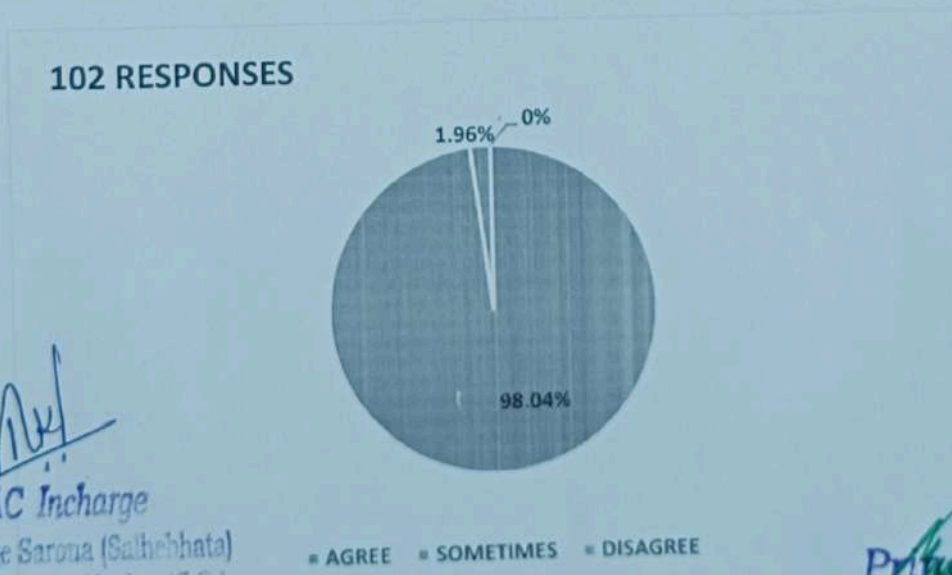
Que. 05 Are the lessons learned in the college currently useful ?

RESPONSES	AGREE	SOMETIMES	DISAGREE	TOTAL
NO.	99	3	0	102
PERCENTAGE	97.05	2.95	0	100%



Que. 06 Are you always ready for the development of the college?

RESPONSES	AGREE	SOMETIMES	DISAGREE	TOTAL
NO.	100	2	0	102
PERCENTAGE	98.04%	1.96%	0	100%



[Signature]
 IQAC Incharge
 Govt. College Sarona (Salhebhata)
 Distt. Uttar Bastar Kanker (C.G.)

[Signature]
 Principal
 Govt. College Sarona (Salhebhata)
 Distt. Uttar Bastar Kanker (C.G.)

Que. Q1 According to you, how is the quality of education in your college?

Very Poor	Poor	Good	Very Good
0	0	0	0

11 RESPONSES

**GOVT. COLLEGE SARONA (SALHEBHATA)
U. BASTAR KANKER (C.G.)**

TEACHER'S FEEDBACK ANALYSIS

SESSION 2022-23

11 RESPONSES

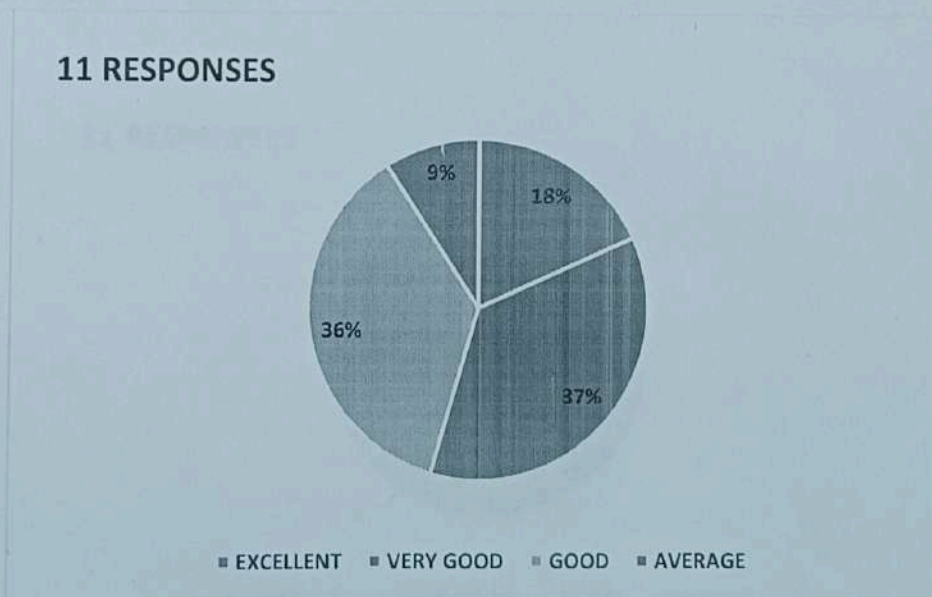
Que. 01 According to you, how is the academic environment of the college?

RESPONSES	EXCELLENT	VERYGOOD	GOOD	AVERAGE	TOTAL
NO.	5	6	0	0	11
PERCENTAGE	45%	55%	0%	0%	100%



Que. 02 How is the administration of the college?

RESPONSES	EXCELLENT	VERYGOOD	GOOD	AVERAGE	TOTAL
NO.	2	4	4	1	11
PERCENTAGE	18.18%	36.36%	36.36%	9.09%	100%



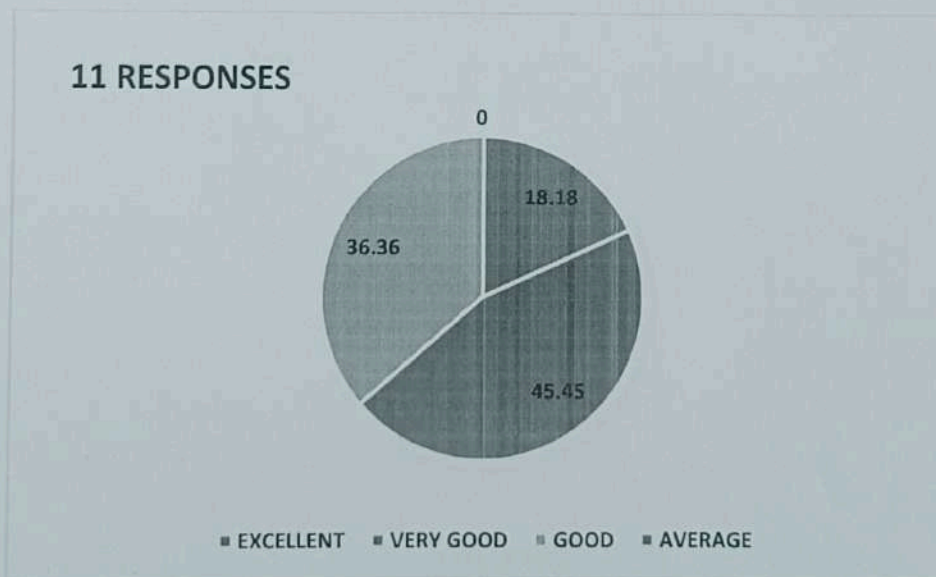
Que. 03 How is the library facility in the college?

RESPONSES	EXCELLENT	VERYGOOD	GOOD	AVERAGE	TOTAL
NO.	0	4	5	2	11
PERCENTAGE	0%	36.36%	45.45%	18.18%	100%



Que. 04 How was the work during the session 2022-23 ?

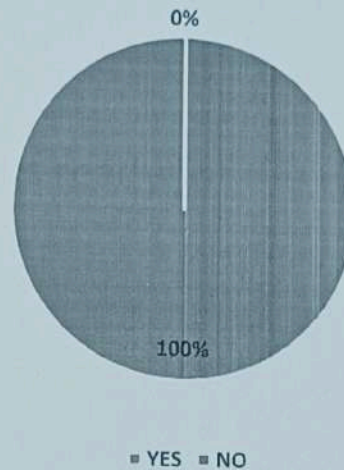
RESPONSES	EXCELLENT	VERYGOOD	GOOD	AVERAGE	TOTAL
NO.	2	5	4	0	11
PERCENTAGE	18.18%	45.45%	36.36%	0%	100%



Que. 05 Is the college always ready for the welfare of the students?

RESPONSES	YES	NO	TOTAL
NO.	11	0	11
PERCENTAGE	100%	0%	100%

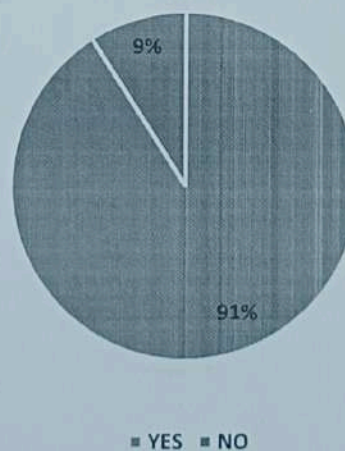
11 RESPONSES



Que. 06 Do all the teacher and staff members in the college work in coordination?

RESPONSES	YES	NO	TOTAL
NO.	10	1	11
PERCENTAGE	90.90%	9.10%	100%

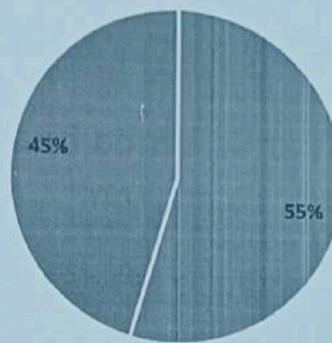
11 RESPONSES



Que. 07 Are, your requests and complaints resolve on time?

RESPONSES	YES	NO	TOTAL
NO.	7	4	11
PERCENTAGE	54.50%	45.50%	100%

11 RESPONSES




■ YES ■ NO

Que. 08 Is the college ready for innovation ?

RESPONSES	YES	NO	TOTAL
NO.	11	0	11
PERCENTAGE	100%	0%	100%

11 RESPONSES



■ YES ■ NO

[Signature]
IQAC Incharge
 Govt. College Sarona (Salhebhata)
 Distt. Uttar Bastar Kanker (C.G.)

[Signature]
Principal
 Govt. College Sarona (Salhebhata)
 Distt. Uttar Bastar Kanker (C.G.)